

# MMA-054025-M4 500-4000 MHz Fully Matched High Dynamic Range Amplifier

## Features:

- Frequency Range: 500 – 4000 MHz
- OIP3: +44 dBm
- P1dB: +25 dBm
- Gain @ 500 - 4000 MHz : 11 dB
- 3 dB NF @ 900- 2700 MHz
- Single +7.5V Supply
- MTTF > 100 years @ 85°C ambient temperature
- Lead Free RoHS Compliant Surface-Mount QFN 4x4mm Package

## Applications:

- Cellular/PCS/3G Base Stations
- Fixed Wireless and WLAN
- Point-to-Point Radio

## Description:

The MMA-054025-M4 is a high linearity broadband MMIC amplifier. Packaged in low cost QFN 4x4mm lead-free Green Package, the MMIC is ideally suited for high linearity driver and high dynamic range LNA applications. The applications include 2G, 2.5G, and 3G wireless infrastructure standards, such as GSM, TDMA, CDMA, EDGE, CDMA2000, WCDMA, TD-SCDMA, and UMTS base stations. The third order intercept point performance is excellent, typically 18 dB above the 1 dB gain compression point. MMA-054025-M4 provides +25 dBm P1dB, +44 dBm output IP3, and 11 dB gain with 3 dB noise figure.

## Electrical Specifications: @ $V_{ds}=7.5V$ , $I_{ds}=300mA$ , $T_a=25\text{ }^{\circ}C$ $Z_0=50\text{ ohm}$

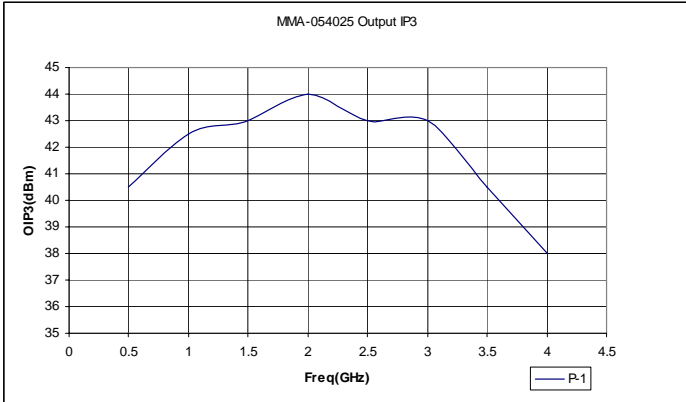
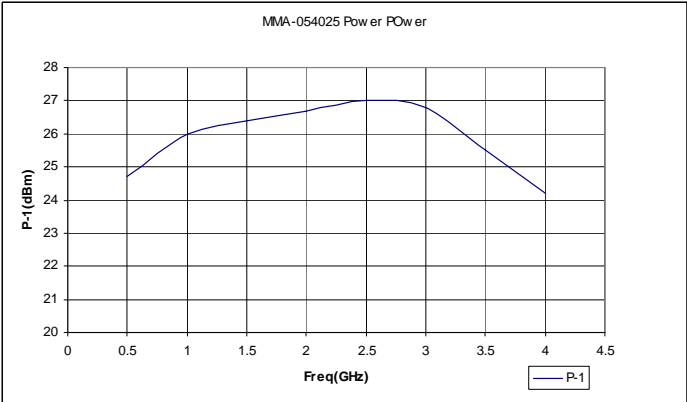
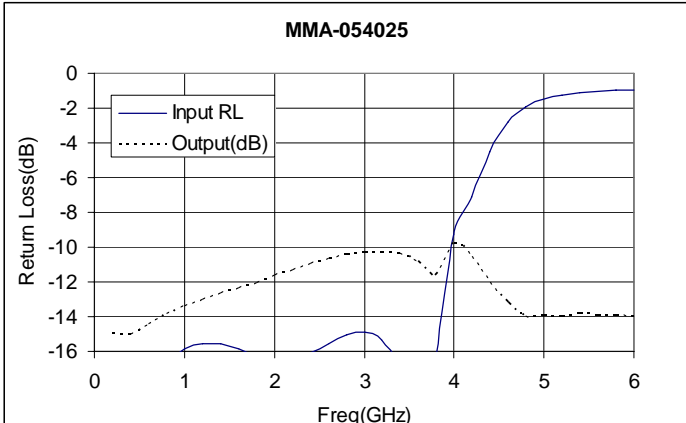
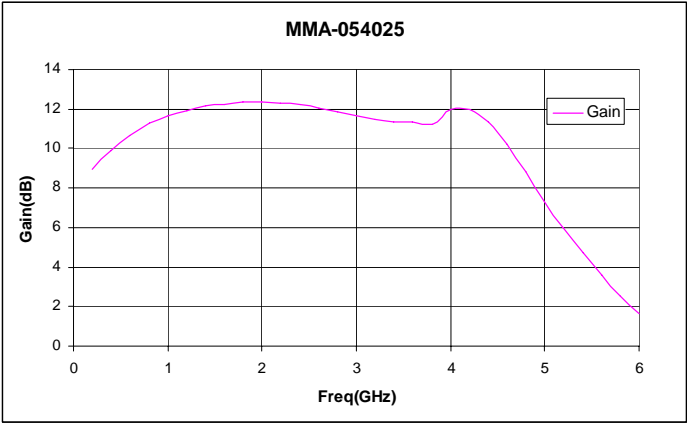
Parameter	Units	Typical Data
Frequency Range	MHz	500-4000
Gain (Typ / Min)	dB	11
Gain Flatness (Typ / Min)	+/-dB	1.0
Input Return Loss (Typ)	dB	10
Output Return Loss (Typ)	dB	10
Output P1dB (Typ)	dBm	25
Output IP3 (Typ / Min) <sup>(1)</sup>	dBm	44
Noise Figure	dB	3.5
Operating Current Range (Min / Max)	mA	300 / 350
Thermal Resistance (Typ)	$^{\circ}C / W$	25

(1) Output IP3 is measured with two tones at output power of 11 dBm/tone separated by 10 MHz

# MMA-054025-M4

500-4000 MHz Fully Matched High Dynamic Range Amplifier

## Typical RF Performance: $V_{ds}=7.5V$ , $I_{ds}=300mA$ , $T_a=25^\circ C$ 50 Ohm system



### Typical Scattering Parameters:

(Vds=7.5V, Ids=300mA, Ta =25°C Reference Planes at Leads)

Freq (GHz)	Mag S11	Ang S11	Mag S21	Ang S21	Mag S12	Ang S12	Mag S22	Ang S22
0.2	0.06	12.2	2.80	175.8	0.006	71.4	0.18	-93.0
0.4	0.10	-0.3	3.12	160.2	0.011	48.5	0.18	-125.8
0.6	0.13	-21.9	3.42	142.5	0.016	29.2	0.19	-150.4
0.8	0.15	-45.6	3.65	123.5	0.019	13.1	0.20	-170.6
1.0	0.16	-69.9	3.82	104.7	0.023	-2.4	0.21	171.6
1.2	0.17	-95.3	3.95	85.3	0.027	-18.6	0.22	156.2
1.4	0.17	-122.1	4.05	66.3	0.030	-34.2	0.23	141.1
1.6	0.16	-151.0	4.09	47.0	0.034	-50.3	0.24	126.1
1.8	0.15	178.4	4.14	27.7	0.037	-66.5	0.25	112.0
2.0	0.15	144.9	4.15	8.3	0.040	-82.7	0.26	96.8
2.2	0.15	110.3	4.13	-11.2	0.043	-99.3	0.27	82.0
2.4	0.16	75.5	4.08	-30.6	0.046	-115.9	0.28	66.0
2.6	0.17	43.1	4.01	-49.6	0.048	-131.9	0.29	50.4
2.8	0.18	13.0	3.92	-68.5	0.050	-147.8	0.30	34.3
3.0	0.18	-13.5	3.83	-87.0	0.053	-163.0	0.30	18.6
3.2	0.17	-37.7	3.75	-105.1	0.056	-178.3	0.31	2.4
3.4	0.14	-56.1	3.71	-123.1	0.059	167.7	0.30	-12.8
3.6	0.09	-55.6	3.69	-141.7	0.067	154.6	0.29	-28.4
3.8	0.15	-3.6	3.65	-159.6	0.091	137.7	0.26	-36.5
4.0	0.35	-41.5	3.97	-179.7	0.101	94.4	0.33	-50.3
4.2	0.44	-63.4	3.96	154.3	0.085	69.8	0.30	-72.4
4.4	0.59	-87.7	3.70	128.6	0.078	48.0	0.25	-86.7
4.6	0.72	-115.7	3.24	104.2	0.069	26.2	0.22	-94.4
4.8	0.80	-143.4	2.76	82.6	0.060	5.5	0.20	-99.5
5.0	0.85	-168.5	2.33	63.7	0.052	-12.0	0.20	-105.4
5.2	0.87	168.1	1.99	46.4	0.045	-28.7	0.20	-113.3
5.4	0.88	147.4	1.72	30.8	0.040	-43.0	0.20	-122.7
5.6	0.89	127.6	1.52	15.7	0.036	-57.4	0.20	-132.8
5.8	0.89	109.7	1.34	0.9	0.033	-71.0	0.20	-144.0
6.0	0.90	92.8	1.21	-13.4	0.030	-84.2	0.20	-154.8

# MMA-054025-M4

500-4000 MHz Fully Matched High Dynamic Range Amplifier

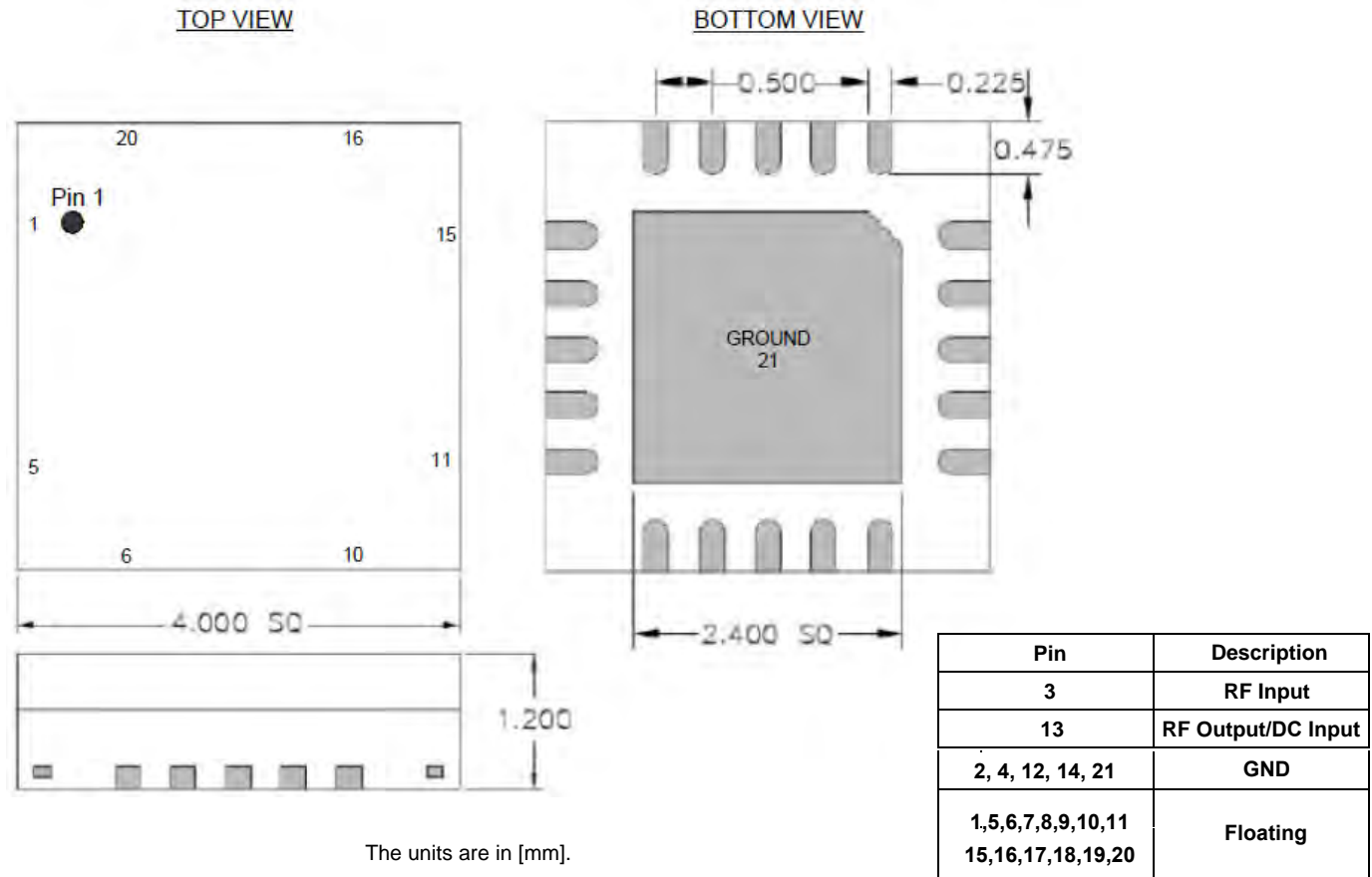
## Absolute Maximum Ratings: $(T_a = 25\text{ }^\circ\text{C})^*$

SYMBOL	PARAMETERS	UNITS	ABSOLUTE MAXIMUM
Vds	Drain-Source Voltage	V	8.5
Ids	Drain Current	mA	400
Igs	Gate Current	mA	3
Pdiss	DC Power Dissipation RF	W	3.2
Pin max	Input Power	dBm	+24
Toper	Operating Temperature	°C	-40 to +85
Tch	Channel Temperature	°C	150
Tstg	Storage Temperature	°C	-60 to 150

\*Operation of this device above any one of these parameters may cause permanent damage.

## Mechanical Information:

This Package is RoHS-compliant lead free Green Package



## Contact Information

For additional information please visit [www.cmlmicro.com](http://www.cmlmicro.com) or contact a sales office.

Europe	America	Asia
<ul style="list-style-type: none"><li>• Maldon, UK</li><li>• Tel +44 (0) 1621 875500</li><li>• <a href="mailto:sales@cmlmicro.com">sales@cmlmicro.com</a></li></ul>	<ul style="list-style-type: none"><li>• Winston-Salem, NC</li><li>• Tel +1 336 744 5050</li><li>• <a href="mailto:us.sales@cmlmicro.com">us.sales@cmlmicro.com</a></li></ul>	<ul style="list-style-type: none"><li>• Singapore</li><li>• Tel +65 6288129</li><li>• <a href="mailto:sg.sales@cmlmicro.com">sg.sales@cmlmicro.com</a></li></ul>

Although the information contained in this document is believed to be accurate, no responsibility is assumed by CML for its use. The product and product information is subject to change at any time without notice. CML has a policy of testing every product shipped using calibrated test equipment to ensure compliance with product specification.

© 2017 CML Microsystems Plc